

PRINTER DASHBOARD



ENTRUST

SECURING A WORLD IN MOTION

Printer Dashboard

Instant ID as a Service connects to cloud-enabled printers to manage printer settings, monitor the printer status, and view firmware updates using Printer Dashboard.

Printer Dashboard

To open Printer Dashboard, ensure that the printer supports Printer Dashboard and click on the printer's name.

The screenshot shows the Entrust Printer Dashboard interface. At the top, there is a purple header with a menu icon on the left and the user name 'Ramiro Ceja' on the right. Below the header, the page title 'Printers' is displayed, along with the breadcrumb 'Home > Printer List' and the Entrust logo with the text 'Adaptive Issuance™ Instant ID'. The main content area features a 'Printers' section with a printer icon and a search bar labeled 'Quick filter...'. Below this is a table with the following columns: Name (with an upward arrow), Device Id, Status, and Actions. The table contains two rows: 'CD800' and 'SIGMA DSS3'. A yellow arrow points to the 'CD800' name. At the bottom of the table, there is a pagination control showing 'Rows per page: 10' and 'Total: 2', along with navigation arrows and 'Page 1 of 1'.

Name ↑	Device Id	Status	Actions
CD800	[REDACTED]	Idle	[Eye] [Pencil] [Trash]
SIGMA DSS3	[REDACTED]	Idle	[Eye] [Pencil] [Trash]

Printer Dashboard

There are six main areas to Printer Dashboard...

- Summary
- Supplies
- Cleaning Card
- Device Activity
- Hoppers
- Firmware

The screenshot shows the Entrust Printer Dashboard interface. At the top, there is a purple header with a menu icon, the text 'Printer Dashboard', and the user name 'Ramiro Ceja'. Below the header, the breadcrumb 'Home > Printer List' is visible. The dashboard is divided into six main sections, each with a yellow arrow pointing to it:

- Summary:** Shows printer status (Unassigned, Idle), Model (CD800), Serial Number (C10421), Network status, and Cards Printed (76). A 'DEVICE DETAILS' button is at the bottom right.
- Supplies:** Shows a 'YMCKT' supply level indicator and a 'SUPPLY DETAILS' button.
- Cleaning Card:** Shows 'Cards to Print Until Cleaning' (1416) and a 'CLEANING CARD' button.
- Device Activity:** Displays the message 'There has been no recent device activity.'
- Hoppers:** Shows 'Hopper 1' with 'Cards available'.
- Firmware:** Shows 'Current Firmware Version: D3.18.2-5' and 'The firmware is up to date'. A 'CHECK FOR UPDATE' button is at the bottom right.

At the bottom of the dashboard, there is a footer with copyright information: 'Copyright 2020 Entrust Limited © All rights reserved.' and a small Entrust logo.

Summary

Printer Dashboard

Home > Printer List

ENTRUST Adaptive Issuance™ Instant ID

Summary ←

Unassigned
Idle

Model
CD800

Serial Number
C10421

Network
Cards Printed
76

DEVICE DETAILS

Supplies

YMCKT

SUPPLY DETAILS

Cleaning Card

Cards to Print Until Cleaning
1416

Clean %

CLEANING CARD

Device Activity

There has been no recent device activity.

Hoppers

Hopper 1
Cards available

Firmware

Current Firmware Version:
D3.18.2-5

The firmware is up to date

CHECK FOR UPDATE

Printer Dashboard – Network

Ethernet connection details.

The screenshot shows the 'Printer Dashboard' for a printer named 'CD800'. The 'Summary' section displays the printer's status as 'Unassigned' and 'Idle'. A 'Network' icon is highlighted with a yellow arrow, and a tooltip shows the Ethernet IP address: 'Ethernet: IPv4-192.168.1.12'. Below this, the serial number 'C10421' and a value '76' are listed. The 'Supplies' section shows a 'YMCKT' supply level. The 'Cleaning Card' section shows 'Cards to Print Until Cleaning' at 1500. The 'Device Activity' section states 'There has been no recent device activity.' The 'Hoppers' section shows 'Hopper 1' with 'Cards available'. The 'Firmware' section shows 'Current Firmware Version: D3.18.2-5' and 'The firmware is up to date'. The footer contains copyright information for Entrust Limited and a 'CHECK FOR UPDATE' button.



Printer Dashboard – Network

USB connection details.

The screenshot displays the Entrust Printer Dashboard for a CD800 printer. The interface is divided into several sections:

- Summary:** Shows the printer status as "Unassigned" and "Idle". It lists the Model as "CD800" and the Serial Number as "C10421". Under the "Network" section, it indicates "USB: Not enabled" with a yellow arrow pointing to the USB icon. A "DEVICE DETAILS" button is located at the bottom right of this section.
- Supplies:** Displays a "YMCKT" supply level indicator and a "SUPPLY DETAILS" button.
- Cleaning Card:** Shows a "Cards to Print Until Cleaning" count of 1500 and a "CLEANING CARD" button.
- Device Activity:** States "There has been no recent device activity."
- Hoppers:** Shows "Hopper 1" with "Cards available" status.
- Firmware:** Displays the "Current Firmware Version: D3.18.2-5" and notes "The firmware is up to date". A "CHECK FOR UPDATE" button is present.

At the bottom of the dashboard, there is a copyright notice: "Copyright 2020 Entrust Limited © All rights reserved." and a footer with the Entrust logo.

Printer Dashboard – Network

Cloud connection details.

The screenshot shows the 'Printer Dashboard' for a CD800 printer. The 'Summary' section displays the printer's status as 'Unassigned' and 'Idle', along with its model (CD800) and serial number (C10421). A 'Network' section shows a cloud icon and a yellow arrow pointing to the URL 'Cloud: printer.sg.dev.trustedauthdev.com'. The 'Supplies' section shows a 'YMCKT' cartridge with a full level. The 'Cleaning Card' section shows a 'Clean %' bar and 'Cards to Print Until Cleaning' set to 1500. The 'Device Activity' section states 'There has been no recent device activity.' The 'Hoppers' section shows 'Hopper 1' with 'Cards available'. The 'Firmware' section shows the current version 'D3.18.2-5' and a 'CHECK FOR UPDATE' button. The footer includes copyright information for Entrust Limited and the Entrust logo.



Printer Dashboard – Device Details

Click on **DEVICE DETAILS**.

The screenshot displays the Entrust Printer Dashboard interface. At the top right, the user's name "Ramiro Ceja" is visible. The main header includes the Entrust logo and the text "Adaptive Issuance™ Instant ID". The breadcrumb trail shows "Home > Printer List".

The dashboard is divided into several sections:

- Summary:** Shows the printer status as "Unassigned" and "Idle". It lists the model as "CD800" and the serial number as "C10421". It also indicates network connectivity and that 76 cards have been printed.
- Supplies:** Displays a "YMCKT" supply level indicator with a green bar and a "SUPPLY DETAILS" button.
- Cleaning Card:** Shows a "Cards to Print Until Cleaning" count of 1416 and a "CLEANING CARD" button.
- Device Activity:** A message states "There has been no recent device activity."
- Hoppers:** Shows "Hopper 1" with "Cards available" and a green status indicator.
- Firmware:** Displays the "Current Firmware Version: D3.18.2-5" and a message "The firmware is up to date" with a "CHECK FOR UPDATE" button.

A yellow arrow points to the "DEVICE DETAILS" button in the Summary section.

Copyright 2020 Entrust Limited © All rights reserved.
Terms of Service | Privacy Statement | Open Source Software Copyright Notice | Build

Printer Dashboard – Device Details

The Device Details page displays information about the printer including...

- Product Data
- Network
- Serial Numbers
- Versions
- Options

Device Details
Home > Printer Dashboard

Product Data

Printer Name	Unassigned
Manufacturer	Datacard
Model	CD800
Agency Model	PX30
Part Number	506346-989
Serial Number	C10421
State	IDLE
Seconds On	628

Network - Ethernet

IPv4 Address	192.168.1.12
Gateway	192.168.1.1
Netmask	255.255.255.0
MAC Address	00:02:4e:11:08:7e

Serial Numbers

Printer Name	Unassigned
Serial Number	C10421
Part Number	506346-989
Product Code	0x02010101
Region Code	0x0001
Special Code	0x0001
Device ID	[REDACTED]

Versions

DPCL	1.7-1
BuildDate	Mar 16 2020 16:38:40
BootLoader	U-Boot 2009.11-rc1-D3-1.4 (Feb 28 2020 - 13:43:05) DATACARD D3 (MPC8308)
App	D3.18.2-5
Bsp	D3.18.2-5
Fpga	ed0
Auth	1
SmartCardReader	DE-ABCM_L_DC2_200108_CCID_D

Options

ActivityLogExternal	
ActivityLogInternal	
AutoDuplex	
Barcode	
Canvas_Color300x300_638x1013_0_0_637,1012	

Supplies

Printer Dashboard

Home > Printer List

ENTRUST Adaptive Issuance™ Instant ID

Ramiro Ceja

Summary

Unassigned
Idle

Model
CD800

Serial Number
C10421

Network

Cards Printed
76

DEVICE DETAILS

Supplies

YMCKT

SUPPLY DETAILS

Cleaning Card

Cards to Print Until Cleaning
1416

Clean %

CLEANING CARD

Device Activity

There has been no recent device activity.

Hoppers

Hopper 1
Cards available

Firmware

Current Firmware Version:
D3.18.2-5

The firmware is up to date

CHECK FOR UPDATE

Printer Dashboard – Supply Details

Click on **SUPPLY**
DETAILS.

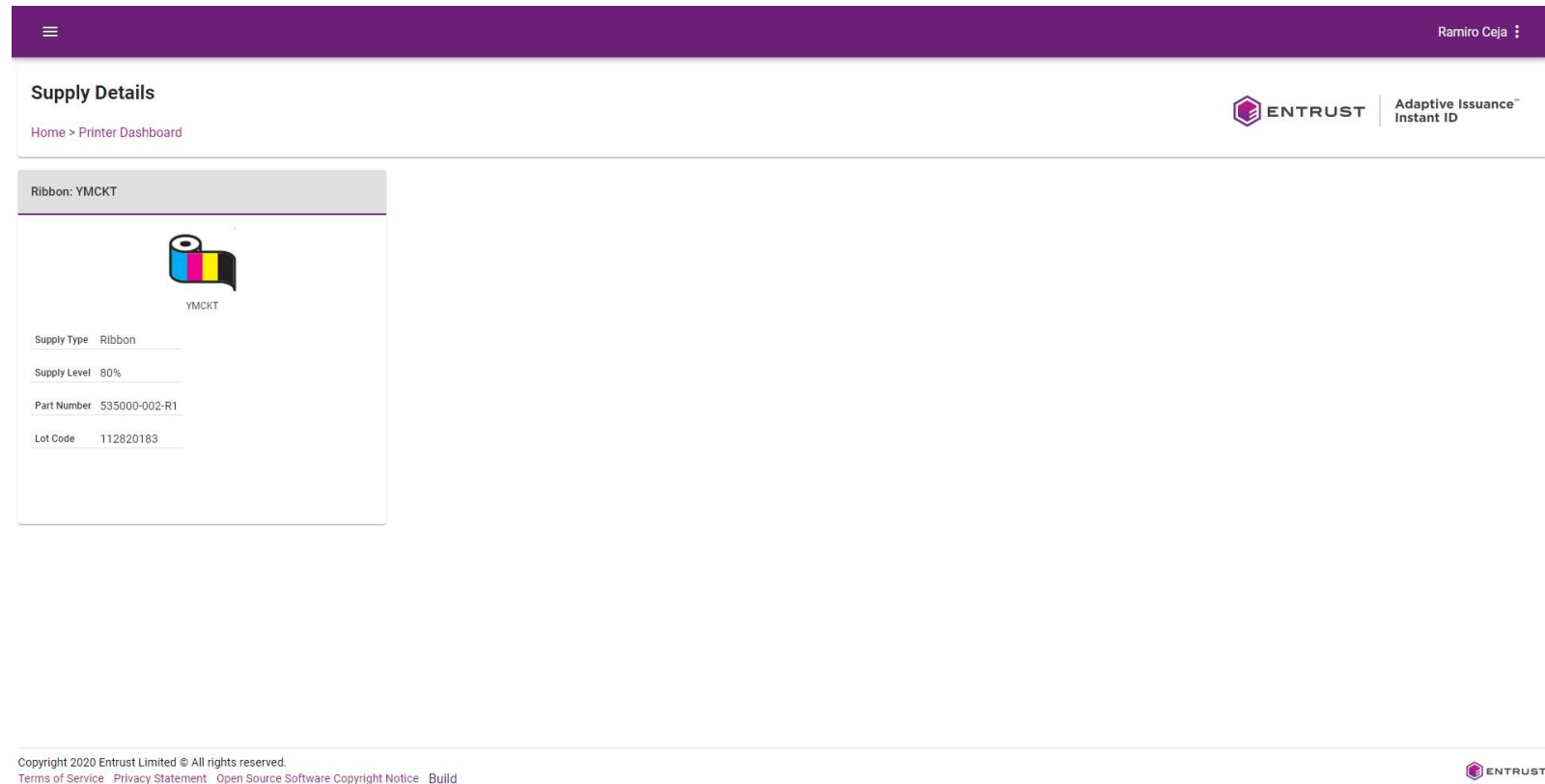
The screenshot displays the Entrust Printer Dashboard for a device named 'YMCKT'. The dashboard is organized into several sections:

- Summary:** Shows the printer status as 'Unassigned' and 'Idle'. It lists the model as 'CD800', the serial number as 'C10421', and indicates that 76 cards have been printed. A 'DEVICE DETAILS' button is located at the bottom right of this section.
- Supplies:** Features a vertical bar chart showing the supply level and an icon of a roll of paper labeled 'YMCKT'. A 'SUPPLY DETAILS' button is located at the bottom right of this section, highlighted with a yellow arrow.
- Cleaning Card:** Shows a vertical bar chart for 'Clean %' and indicates 'Cards to Print Until Cleaning: 1416'. A 'CLEANING CARD' button is located at the bottom right of this section.
- Device Activity:** A message states 'There has been no recent device activity.'
- Hoppers:** Shows 'Hopper 1' with 'Cards available'.
- Firmware:** Displays the 'Current Firmware Version: D3.18.2-5' and a message 'The firmware is up to date'. A 'CHECK FOR UPDATE' button is located at the bottom right of this section.

The top navigation bar includes a menu icon, the user name 'Ramiro Ceja', and the Entrust logo with the text 'Adaptive Issuance™ Instant ID'. The breadcrumb trail shows 'Home > Printer List'. The footer contains copyright information: 'Copyright 2020 Entrust Limited © All rights reserved.' and a small Entrust logo.

Printer Dashboard – Supply Details

The Supply Details page displays information about the supplies.



The screenshot shows a web interface for 'Supply Details'. At the top right, there is a user profile for 'Ramiro Ceja'. The main header includes the 'ENTRUST' logo and the text 'Adaptive Issuance™ Instant ID'. Below the header, a breadcrumb trail reads 'Home > Printer Dashboard'. The main content area is titled 'Ribbon: YMCKT' and features a central image of a ribbon roll with the label 'YMCKT'. Below the image, there are four rows of supply information: 'Supply Type: Ribbon', 'Supply Level: 80%', 'Part Number: 535000-002-R1', and 'Lot Code: 112820183'. At the bottom of the page, a footer contains copyright information: 'Copyright 2020 Entrust Limited © All rights reserved.' and links for 'Terms of Service', 'Privacy Statement', 'Open Source Software Copyright Notice', and 'Build'. The 'ENTRUST' logo is also present in the bottom right corner of the footer.

Cleaning Card

Home > Printer List

ENTRUST Adaptive Issuance™ Instant ID

Printer Dashboard

Summary

Unassigned
Idle

Model
CD800

Serial Number
C10421

Network

Cards Printed
76

DEVICE DETAILS

Supplies

YMCKT

SUPPLY DETAILS

Cleaning Card

Clean %

Cards to Print Until Cleaning
1416

CLEANING CARD

Device Activity

There has been no recent device activity.

Hoppers

Hopper 1
Cards available

Firmware

Current Firmware Version:
D3.18.2-5

The firmware is up to date

CHECK FOR UPDATE

Printer Dashboard – Cleaning Card

Click on **CLEANING CARD**.

The screenshot displays the Entrust Printer Dashboard interface. At the top right, the user name "Ramiro Ceja" is visible. The main header includes the Entrust logo and the text "Adaptive Issuance™ Instant ID". The breadcrumb trail shows "Home > Printer List".

The dashboard is divided into several sections:

- Summary:** Shows printer status as "Unassigned" and "Idle". It lists the model as "CD800" and the serial number as "C10421". It also indicates "Cards Printed: 76". A "DEVICE DETAILS" button is present.
- Supplies:** Shows a "YMCKT" supply level indicator and a "SUPPLY DETAILS" button.
- Cleaning Card:** Shows a "Cards to Print Until Cleaning: 1416" and a "CLEANING CARD" button, which is highlighted with a yellow arrow.
- Device Activity:** States "There has been no recent device activity."
- Hoppers:** Shows "Hopper 1" with "Cards available".
- Firmware:** Shows "Current Firmware Version: D3.18.2-5" and "The firmware is up to date". A "CHECK FOR UPDATE" button is available.

At the bottom of the dashboard, there is a copyright notice: "Copyright 2020 Entrust Limited © All rights reserved." and a footer with the Entrust logo.

Printer Dashboard – Cleaning Card

To run a cleaning card...

1. Open the printer cover.
2. Remove the print ribbon and cleaning roller.
3. Close the printer cover.
4. Insert a cleaning card into the printer.
5. From the Cleaning Card page select Clean Printer from the list.
6. Click on **RUN** to start the cleaning process.

The screenshot displays the 'Cleaning Card' page in the Entrust printer dashboard. The page has a purple header with a menu icon and the user name 'Ramiro Ceja'. Below the header, the page title 'Cleaning Card' is shown, along with a breadcrumb 'Home > Printer Dashboard'. The main content area is divided into two panels. The left panel, titled 'Run Cleaning Card', contains a dropdown menu 'Clean Printer' and a purple 'RUN' button. A yellow arrow points from the 'RUN' button to the right panel. The right panel, titled 'Cleaning Card', features a green progress bar labeled 'Clean %' and the text 'Cards to Print Until Cleaning 1416'. Below these panels is a section titled 'Printer Maintenance Best Practices' with two paragraphs of text. At the bottom of the page, there is a footer with copyright information and links to 'Terms of Service', 'Privacy Statement', 'Open Source Software Copyright Notice', and 'Build'. The Entrust logo is visible in the bottom right corner.

Printer Dashboard – Cleaning Card

Message indicates that action is required on printer.

The screenshot displays the Entrust Printer Dashboard interface. At the top right, the user's name 'Ramiro Ceja' is visible. The main heading is 'Cleaning Card', with a breadcrumb trail 'Home > Printer Dashboard'. The Entrust logo and 'Adaptive Issuance™ Instant ID' are in the top right corner.

There are two main panels:

- Run Cleaning Card:** Contains a 'Clean Printer' dropdown menu and a prominent purple 'RUN' button.
- Cleaning Card:** Features a green progress bar labeled 'Clean %' and text indicating 'Cards to Print Until Cleaning: 1416'.

A blue notification box at the bottom center contains the following text:

User paused the printer (120)
The printer was paused while printing.
To complete the current card press the printer's User button.

A yellow arrow points from the right towards this notification box. The footer includes copyright information for 2020 Entrust Limited and links to Terms of Service, Privacy Statement, Open Source Software, Copyright Notice, and Build.

Device Activity

Home > Printer List

ENTRUST Adaptive Issuance™ Instant ID

Printer Dashboard

Summary

Unassigned
Idle

Model
CD800

Serial Number
C10421

Network

Cards Printed
76

DEVICE DETAILS

Supplies

YMCKT

SUPPLY DETAILS

Cleaning Card

Cards to Print Until Cleaning
1416

Clean %

CLEANING CARD

Device Activity

There has been no recent device activity.

Hoppers

Hopper 1
Cards available

Firmware

Current Firmware Version:
D3.18.2-5

The firmware is up to date

CHECK FOR UPDATE

Hoppers

☰ Ramiro Ceja

Printer Dashboard

Home > Printer List

ENTRUST | Adaptive Issuance™ Instant ID

Summary

Unassigned
 Idle

Model: CD800

Serial Number: C10421

Network:

Cards Printed: 76

[DEVICE DETAILS](#)

Supplies

YMCKT

[SUPPLY DETAILS](#)

Cleaning Card

Clean %

Cards to Print Until Cleaning: 1416

[CLEANING CARD](#)

Device Activity

There has been no recent device activity.

Hoppers

Hopper 1
 Cards available

Firmware

Current Firmware Version: D3.18.2-5
 The firmware is up to date

[CHECK FOR UPDATE](#)



Firmware

Home > Printer List

ENTRUST Adaptive Issuance™ Instant ID

Printer Dashboard

Summary

Unassigned
Idle

Model
CD800

Serial Number
C10421

Network
Cards Printed
76

DEVICE DETAILS

Supplies

YMCKT

SUPPLY DETAILS

Cleaning Card

Cards to Print Until Cleaning
1416

Clean %

CLEANING CARD

Device Activity

There has been no recent device activity.

Hoppers

Hopper 1
Cards available

Firmware

Current Firmware Version:
D3.18.2-5

The firmware is up to date


CHECK FOR UPDATE

Firmware


☰ qa admin ⋮


Printer Dashboard

Home > Printer List

 **ENTRUST** | Adaptive Issuance™
Instant ID

Summary



 **Sigma SVT II Embosser**
■ Idle Quiet Mode

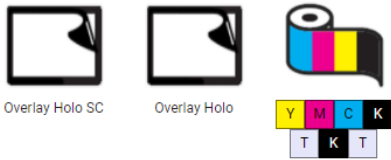
Model: Sigma DS3 Network: 

Serial Number: XC10057-Sigma update test Cards Printed: 306

[LED COLOR](#) [DEVICE DETAILS](#)


Supplies


Overlay Holo SC Overlay Holo

[ORDER SUPPLIES](#) [SUPPLY DETAILS](#)

Cleaning Card



Cards to Print Until Cleaning: 418
Clean %

[CLEANING CARD](#)


Device Activity

There has been no recent device activity.

Hoppers


 **Hopper 1**
■ No cards available

Firmware

 **Current Firmware Version: D4.1.1-10**
■ A new version is available: D4.1.2-5
Last checked 1/21/2021 12:26:36 PM

[CHECK FOR UPDATE](#) [UPDATE](#)

© Entrust Corporation



ENTRUST

Firmware

The screenshot displays the Entrust printer dashboard interface. At the top right, the user is logged in as 'qa admin'. The main heading is 'Printer Dashboard', with a breadcrumb trail 'Home > Printer List'. The dashboard is divided into several sections:

- Summary:** Shows the printer model 'Sigma SVT II Embosser' in an 'Idle' state. It includes a 'Quiet Mode' toggle, network connectivity icons, and the serial number 'XC10057-Sigma update test'. Buttons for 'LED COLOR' and 'DEVICE DETAILS' are present.
- Supplies:** Displays three ink levels. The third level is empty, indicated by a red exclamation mark. Buttons for 'ORDER SUPPLIES' and 'SUPPLY DETAILS' are located below.
- Cleaning Card:** Shows 'Cards to Print Until Cleaning' at 418. A 'CLEANING CARD' button is at the bottom.
- Device Activity:** A message states 'There has been no recent device activity.'
- Hoppers:** Shows 'Hopper 1' with 'No cards available'.
- Firmware:** Displays the 'Current Firmware Version: D4.1.1-10' and a notification: 'A new version is available: D4.1.2-5. Last checked 1/21/2021 12:27:41 PM'. Buttons for 'CHECK FOR UPDATE' and 'UPDATE' are at the bottom.

A modal dialog box titled 'Confirm Firmware Update' is centered on the screen. It contains the text: 'Are you certain that you want to update the firmware on this printer?'. Below the text are two buttons: 'CANCEL' and 'UPDATE'. A yellow arrow points to the 'UPDATE' button.

Non-Sigma Printer vs Sigma Printer

CD800

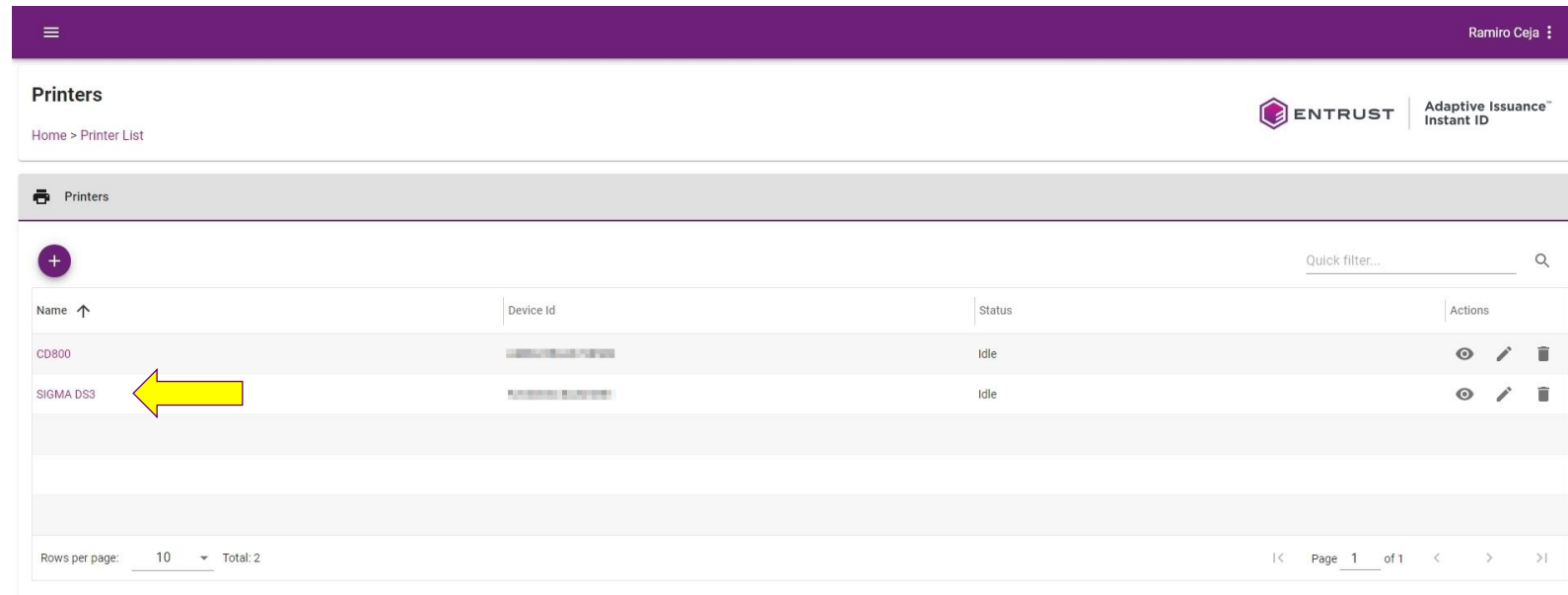
The screenshot shows the printer dashboard for a CD800 printer. The interface includes a top navigation bar with the Entrust logo and user name 'Ramiro Ceja'. The main content area is divided into several sections: Summary, Supplies, Cleaning Card, Device Activity, Hoppers, and Firmware. The Summary section shows the printer is 'Unassigned' and 'Idle', with model 'CD800' and serial number 'C10421'. It also displays network status and 'Cards Printed: 76'. The Supplies section shows a 'VICKT' supply level. The Cleaning Card section shows 'Cards to Print Until Cleaning: 1500' and a 'CLEANING CARD' button. The Device Activity section shows 'There has been no recent device activity'. The Hoppers section shows 'Hopper 1' with 'Cards available'. The Firmware section shows 'Current Firmware Version: D3.18.2-5' and 'The firmware is up to date' with a 'CHECK FOR UPDATE' button.

Sigma

The screenshot shows the printer dashboard for a Sigma printer. The interface includes a top navigation bar with the Entrust logo and user name 'Ramiro Ceja'. The main content area is divided into several sections: Summary, Supplies, Cleaning Card, Device Activity, Hoppers, and Firmware. The Summary section shows the printer is 'XC10044' and 'Idle', with model 'Sigma D53' and serial number 'XC10044'. It also displays network status, 'Cards Printed: 66', and a 'Quiet Mode' toggle. The Supplies section shows a supply level and 'ORDER SUPPLIES' and 'SUPPLY DETAILS' buttons. The Cleaning Card section shows 'Cards to Print Until Cleaning: 404' and a 'CLEANING CARD' button. The Device Activity section shows 'There has been no recent device activity'. The Hoppers section shows 'Hopper 1' with 'Cards available'. The Firmware section shows 'Current Firmware Version: D4.1.2-5' and 'The firmware is up to date' with a 'CHECK FOR UPDATE' button.

Printer Dashboard (Sigma)

To open Printer Dashboard, ensure that the printer supports Printer Dashboard and click on the printer's name.



The screenshot shows the 'Printers' dashboard in the Entrust system. The page title is 'Printers' and the breadcrumb is 'Home > Printer List'. The Entrust logo and 'Adaptive Issuance™ Instant ID' are in the top right. Below the header is a 'Printers' section with a search bar and a table of printers. The table has columns for Name, Device Id, Status, and Actions. Two printers are listed: 'CD800' and 'SIGMA DSS'. A yellow arrow points to the 'SIGMA DSS' name. At the bottom, there is a pagination control showing 'Rows per page: 10' and 'Total: 2'.

Name ↑	Device Id	Status	Actions
CD800	[REDACTED]	Idle	[Eye] [Pencil] [Trash]
SIGMA DSS	[REDACTED]	Idle	[Eye] [Pencil] [Trash]

Printer Dashboard (Sigma) – Quiet Mode

Quiet mode reduces the noise produced by the printer.

The screenshot displays the Entrust Printer Dashboard for a Sigma DS3 printer (XC10044). The interface is divided into several sections:

- Summary:** Shows the printer status as "Idle" with a green indicator. A yellow arrow points to the "Quiet Mode" toggle switch, which is currently turned on. Other details include the model (Sigma DS3), serial number (XC10044), and network connectivity icons. A "Cards Printed" counter shows 66. Buttons for "LED COLOR" and "DEVICE DETAILS" are present.
- Supplies:** Displays a bar chart for ink levels and a "CLEANING CARD" button. Buttons for "ORDER SUPPLIES" and "SUPPLY DETAILS" are also visible.
- Cleaning Card:** Shows a bar chart for "Cards to Print Until Cleaning" with a value of 404. A "CLEANING CARD" button is located below.
- Device Activity:** A message states "There has been no recent device activity."
- Hoppers:** Shows "Hopper 1" with a green indicator and the text "Cards available".
- Firmware:** Displays the current firmware version as "D4.1.2-5" and a message "The firmware is up to date". A "CHECK FOR UPDATE" button is provided.

At the bottom of the dashboard, there is a copyright notice: "Copyright 2020 Entrust Limited © All rights reserved." and a small Entrust logo in the bottom right corner.

Printer Dashboard (Sigma) – Network

Ethernet connection details.

The screenshot displays the Entrust Printer Dashboard for a Sigma printer. The interface is organized into several sections:

- Summary:** Shows printer model (Sigma DS3), serial number (XC10044), and network status (Ethernet: Not enabled). A yellow arrow points to the 'Network' section.
- Supplies:** Displays ink levels for Cyan, Magenta, Yellow, and Black.
- Cleaning Card:** Shows the number of cards to print until cleaning (404).
- Device Activity:** Indicates no recent device activity.
- Hoppers:** Shows Hopper 1 with available cards.
- Firmware:** Displays the current firmware version (D4.1.2-5) and a 'CHECK FOR UPDATE' button.

Copyright 2020 Entrust Limited © All rights reserved.
Terms of Service | Privacy Statement | Open Source Software Copyright Notice | Build

Printer Dashboard (Sigma) – Network

USB connection details.

The screenshot displays the Entrust Printer Dashboard for a Sigma DS3 printer. The interface includes a navigation menu, user profile (Ramiro Ceja), and the Entrust logo with 'Adaptive Issuance™ Instant ID'.

Summary Panel: Shows printer model (Sigma DS3), serial number (XC10044), and status (Idle). A 'Quiet Mode' toggle is present. The 'Network' icon is highlighted with a yellow arrow, and the 'USB' icon is labeled 'USB: Not enabled'. Buttons for 'LED COLOR' and 'DEVICE DETAILS' are visible.

Supplies Panel: Displays a color ink level gauge and a 'CLEANING CARD' button.

Cleaning Card Panel: Shows 'Cards to Print Until Cleaning: 404' and a 'CLEANING CARD' button.

Device Activity Panel: States 'There has been no recent device activity.'

Hoppers Panel: Shows 'Hopper 1' with 'Cards available'.

Firmware Panel: Displays 'Current Firmware Version: D4.1.2-5' and 'The firmware is up to date', with a 'CHECK FOR UPDATE' button.

Footer text: Copyright 2020 Entrust Limited © All rights reserved. Terms of Service, Privacy Statement, Open Source Software, Copyright Notice, Build.



Printer Dashboard (Sigma) – Network

WiFi connection details.

The screenshot displays the Entrust Printer Dashboard for a Sigma printer. The interface is divided into several sections:

- Summary:** Shows printer status (XC10044, Idle), Quiet Mode toggle, Model (Sigma DS3), and Serial Number (XC10044). The Network section is highlighted with a yellow arrow, showing WiFi IP: 192.168.1.11, IPv6: fe80::20e:8eff:fe76:9fed, and MAC: 66. Buttons for LED COLOR and DEVICE DETAILS are present.
- Supplies:** Displays ink levels for Cyan, Magenta, Yellow, and Black. Includes buttons for ORDER SUPPLIES and SUPPLY DETAILS.
- Cleaning Card:** Shows a progress bar for cleaning and a button for CLEANING CARD.
- Device Activity:** States "There has been no recent device activity."
- Hoppers:** Shows Hopper 1 with Cards available.
- Firmware:** Shows Current Firmware Version: D4.1.2-5 and a message "The firmware is up to date" with a CHECK FOR UPDATE button.

Copyright 2020 Entrust Limited © All rights reserved.
Terms of Service | Privacy Statement | Open Source Software | Copyright Notice | Build

Printer Dashboard (Sigma) – Network

Cloud connection details.

The screenshot displays the Entrust Printer Dashboard for a Sigma DS3 printer. The interface is organized into several sections:

- Summary:** Shows printer model (Sigma DS3), serial number (XC10044), and status (Idle). A yellow arrow points to the cloud connection icon in the Network section, which is labeled with a tooltip: "Cloud: printer.sg.dev.trustedauthdev.com".
- Supplies:** Displays ink levels for Cyan, Magenta, Yellow, and Black, along with a "CLEANING CARD" button.
- Cleaning Card:** Shows the percentage of cards cleaned and a "CLEANING CARD" button.
- Device Activity:** Indicates no recent device activity.
- Hoppers:** Shows the status of Hopper 1 (Cards available).
- Firmware:** Displays the current firmware version (D4.1.2-5) and a "CHECK FOR UPDATE" button.

Copyright 2020 Entrust Limited © All rights reserved.
Terms of Service | Privacy Statement | Open Source Software Copyright Notice | Build

Printer Dashboard (Sigma) – LED Color

LED Color can change the LED light strip on Sigma printers to suit branding needs or for aesthetic reasons.

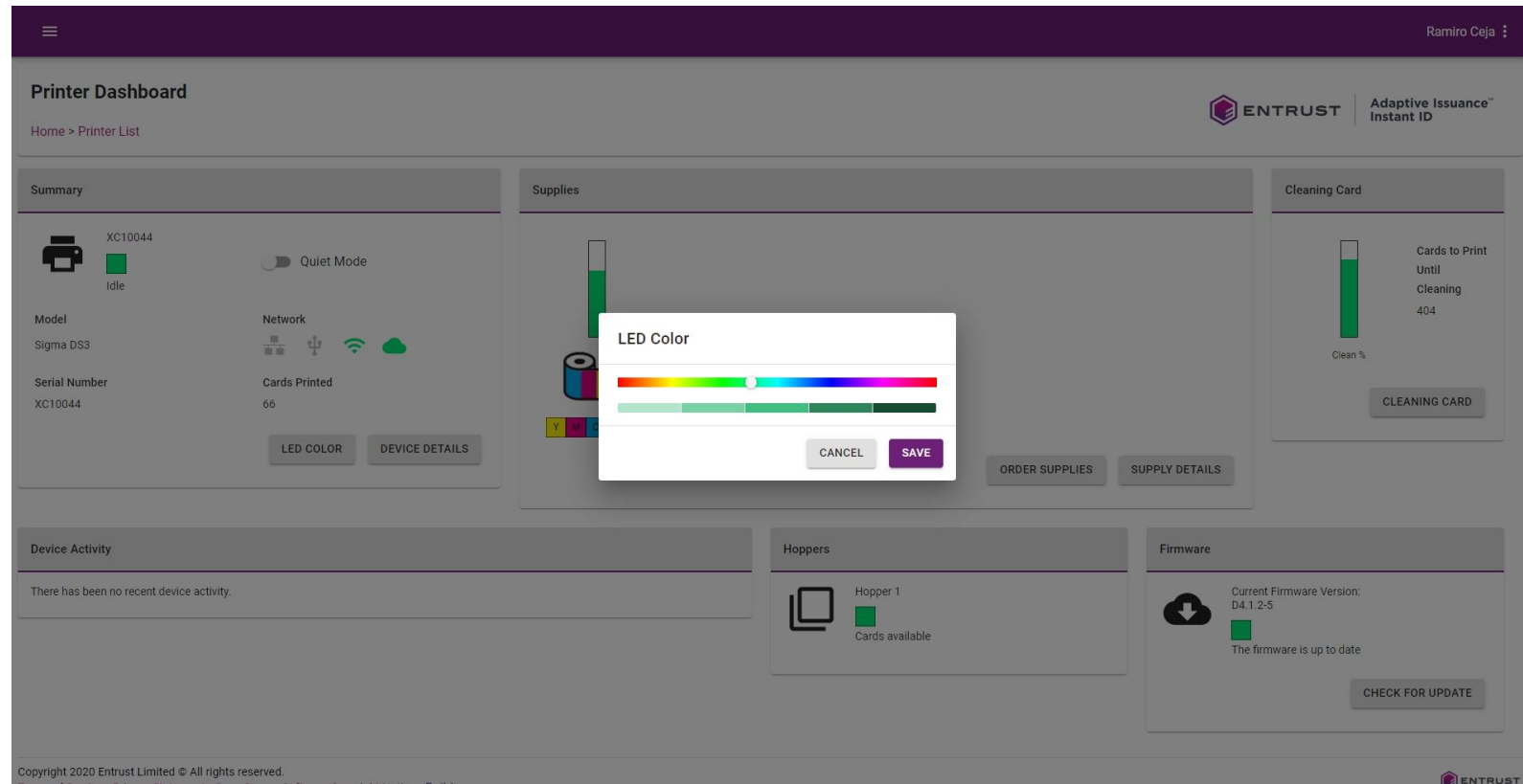
The screenshot displays the Entrust Printer Dashboard for a Sigma printer. The top navigation bar includes the Entrust logo and the user name 'Ramiro Ceja'. The main content area is divided into several sections:

- Summary:** Shows printer status as 'Idle', model 'Sigma DS3', and serial number 'XC10044'. A yellow arrow points to the 'LED COLOR' button. Other controls include 'Quiet Mode' (off), 'Network' (connected), and 'Cards Printed' (66). A 'DEVICE DETAILS' button is also present.
- Supplies:** Displays a bar chart for ink levels and a 'CLEANING CARD' button.
- Cleaning Card:** Shows 'Cards to Print Until Cleaning' at 404 and a 'CLEANING CARD' button.
- Device Activity:** States 'There has been no recent device activity.'
- Hoppers:** Shows 'Hopper 1' with 'Cards available'.
- Firmware:** Displays 'Current Firmware Version: D4.1.2-5' and 'The firmware is up to date', with a 'CHECK FOR UPDATE' button.

Footer text: Copyright 2020 Entrust Limited © All rights reserved. Terms of Service, Privacy Statement, Open Source Software, Copyright Notice, Build.

Printer Dashboard (Sigma) – LED Color

On the LED Color dialog box slide the color selector along the color palate to select a color and select a shade of that color.



Printer Dashboard (Sigma) – LED Color

Click on **SAVE**.

The screenshot displays the Entrust Printer Dashboard for a Sigma DS3 printer (XC10044). The dashboard is divided into several sections: Summary, Supplies, Cleaning Card, Device Activity, Hoppers, and Firmware. A modal dialog box titled "LED Color" is open in the center, featuring a color spectrum slider and a "SAVE" button highlighted with a yellow arrow. The background dashboard shows various printer status indicators, including "Quiet Mode" (disabled), "Cards Printed" (66), and "Cards to Print Until Cleaning" (404).

Printer Dashboard
Home > Printer List

Summary
XC10044
Idle
Model: Sigma DS3
Serial Number: XC10044
Cards Printed: 66
Quiet Mode:

Supplies
LED Color dialog box: CANCEL, SAVE

Cleaning Card
Cards to Print Until Cleaning: 404
CLEANING CARD

Device Activity
There has been no recent device activity.

Hoppers
Hopper 1: Cards available

Firmware
Current Firmware Version: D4.1.2-5
The firmware is up to date
CHECK FOR UPDATE

Copyright 2020 Entrust Limited © All rights reserved.

Printer Dashboard (Sigma) – Order Supplies

Click on **ORDER SUPPLIES.**

The screenshot shows the Entrust Printer Dashboard for a Sigma DS3 printer. The interface is divided into several sections:

- Summary:** Displays printer status (Idle), model (Sigma DS3), serial number (XC10044), and settings like Quiet Mode and Network. It also shows the number of cards printed (66) and buttons for LED COLOR and DEVICE DETAILS.
- Supplies:** Shows a bar chart for supply levels and a yellow arrow pointing to the **ORDER SUPPLIES** button. There is also a **SUPPLY DETAILS** button.
- Cleaning Card:** Shows a bar chart for cleaning card status and a **CLEANING CARD** button.
- Device Activity:** Shows a message: "There has been no recent device activity."
- Hoppers:** Shows Hopper 1 with a green indicator and the text "Cards available".
- Firmware:** Shows the current firmware version (D4.1.2-5) and a message "The firmware is up to date" with a **CHECK FOR UPDATE** button.

At the bottom of the dashboard, there is a copyright notice: "Copyright 2020 Entrust Limited © All rights reserved." and a footer with the Entrust logo.



Printer Dashboard (Sigma) – Order Supplies

A new tab or window opens to the website of the service provider.

Follow the instructions on the website to order supplies.

The screenshot displays the Entrust PartnerPlus Program - Solution Providers website. The header includes the Entrust logo and navigation links: Digital Security, Issuance Systems, Industries, Partners, Resources, Company, EN, a search icon, and a user icon. The main heading is "PartnerPlus Program - Solution Providers". Below the heading is a search bar with a "SEARCH" button. The main content area lists four providers:

- All ID Asia Pte Ltd**: Solutions Offered: ID Card Printers; Member Type: Solution Provider - Platinum Plus; ALL ID logo.
- All ID Malaysia**: Solutions Offered: ID Card Printers; Member Type: Solution Provider - Platinum Plus; ALL ID logo.
- All ID Philippines**: Solutions Offered: ID Card Printers; Member Type: Solution Provider - Platinum Plus; ALL ID logo.
- BadgePass**: Solutions Offered: (partially visible); Member Type: (partially visible); logo.

On the right side, there is a "Filter Results" sidebar. It includes a "Country" filter with a dropdown menu set to "Select one". Below that is a "Solutions Offered" filter with a list of checkboxes:

- Authentication
- Central Card Issuance
- Financial Instant Printers
- ID Card Printers
- PKI
- SSL Certificates

Printer Dashboard (Sigma) – Cleaning Card

Run Cleaning Card video tutorial is available.

The screenshot displays the 'Cleaning Card' section of the printer dashboard. At the top right, the user's name 'Ramiro Ceja' is visible. The main header includes the 'ENTRUST' logo and 'Adaptive Issuance™ Instant ID'. The interface is divided into several panels:

- Run Cleaning Card:** A panel with a 'Clean Printer' dropdown menu and a purple 'RUN' button.
- Cleaning Card:** A panel showing a green progress bar for 'Clean %' and a counter for 'Cards to Print Until Cleaning' at 404.
- Printer Maintenance Best Practices:** A text panel providing instructions: 'Run a cleaning card to clean debris from the inside of the printer and from the input hopper rollers. The cleaning card can remove most contaminants from the printer. Run a cleaning card after every 500 cards processed by the printer, or more often depending on your environment, or if print quality diminishes.' and 'Load a new cleaning sleeve when you load a new roll of print ribbon, when you notice debris on the printed cards, or when the cleaning sleeve is no longer sticky.'
- Run Cleaning Card:** A panel containing a video player with a black screen and a progress bar at 0:00 / 3:52.